




Legal Research Advanced certification guide



Lexis+® UK is our intuitive platform, enabling you quick access to all the law you need. You can easily discover what the law says and what to do about it, all in one place, and get yourself ready for the working world.

The Legal Research advanced certification tests your ability to confidently complete a high level of legal research on the Lexis+ platform. It also asks you some scenario-based questions to give you a flavour of the type of work you can expect when conducting legal research in practice. This guide

Exploring Advanced Search

You can conduct a more detailed (or Boolean) search by clicking into the Advanced Search option from the homepage. A Boolean search is a structured search which uses words and phrases, (connectors), to narrow, broaden, or define your search for more accurate results. To perform a search with the Boolean builder, enter your search terms in to one or more of the term fields, click 'Add' and the connectors will automatically appear alongside your search terms in the search box at the top of the page.

You can run a Boolean search across the entire database, or apply it to a specific content type, with additional fields unique to that content type. We'll cover some examples in the following pages.

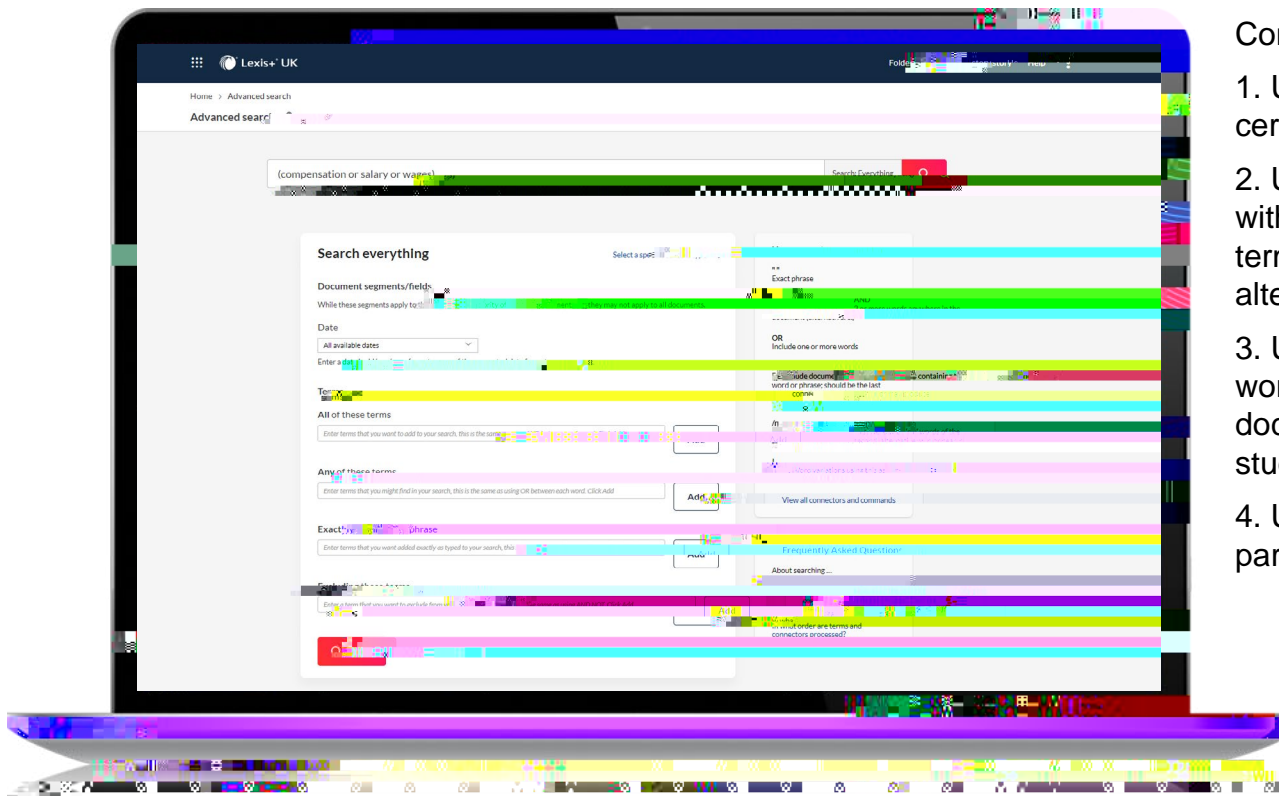
The image shows a laptop displaying the Lexis+ UK Advanced Search interface. The interface includes a search bar at the top with the text "(compensat...". Below the search bar is a section titled "Search everything" with a sub-header "select a specific content type". This section contains several fields for refining the search, including "Filter by date" (set to "All available dates"), "Filter by content type" (with a dropdown menu open showing options like "Halsbury's Laws & Stair", "Quantum", "Books & Journals", "Manuals & Regulations", and "Cases"), and "Terms" (with an "Add" button). The interface also includes a "Search" button and a "Clear" button.

Search string
See your Boolean search string appear here as you add your terms to the fields below.

Filter by date
Refine your search results by date.

Terms
Add your search terms into the appropriate fields and click the 'Add' button.

Filter by content type



Connectors:

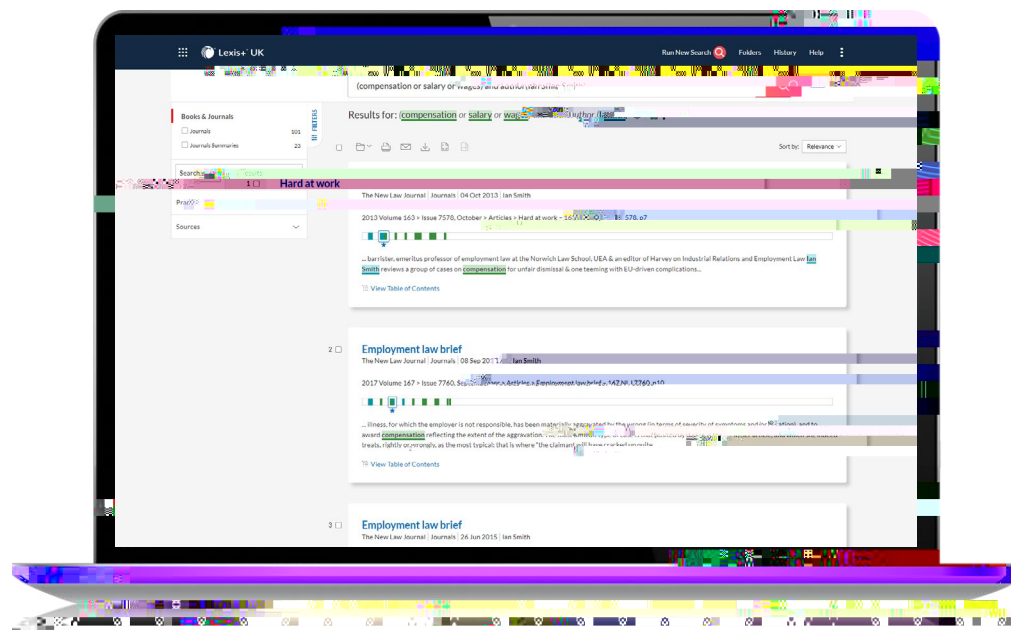
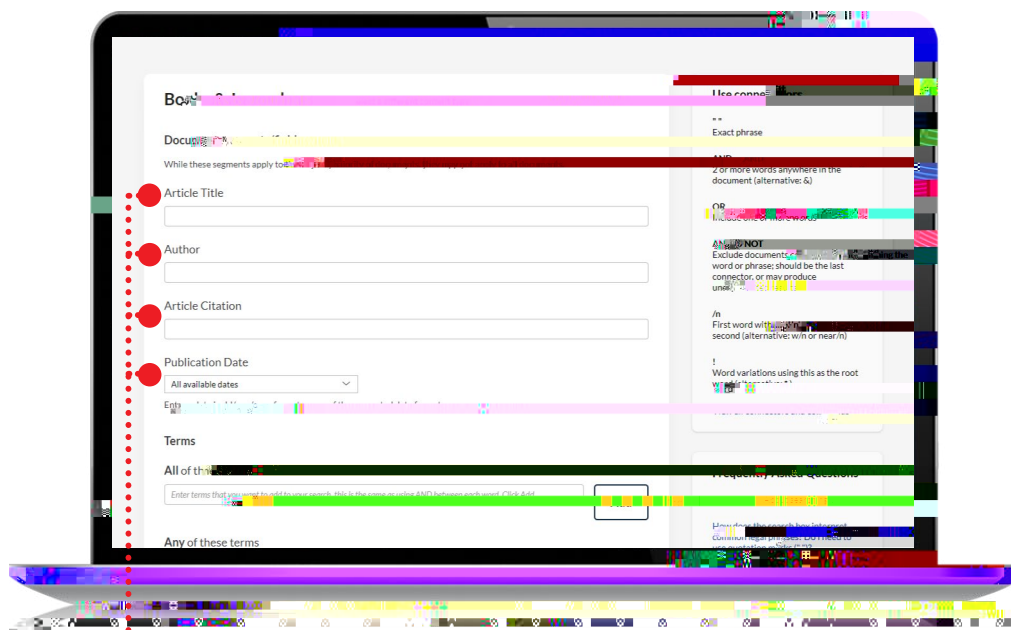
1. Use AND NOT to exclude documents containing a certain word or phrase from your search results.
2. Use /n to find documents where the first term appears within a specified number of words of the second term. You can also use the near/n or w/n connectors as alternatives to /n.
3. Use ! (or *) to search for word variations using a root word. For example, the search term stud! would include documents that contain study, studying, student and students.
4. Use w/para to find search terms within the same paragraph (within approx. 75 words).

Find all connectors

View a full list of all the available connectors and commands as well as how to use them.

Advanced Search: Books & Journals

You can run a Boolean search in Books & Journals which has additional fields specific to these content types, to help you run a detailed search. Within this search you can find relevant publications by title, author or citation. This is the most efficient and accurate way to find a journal article or specific book without having to filter post-search. It's a really handy way to search for an author, for example, to find out what other content they have published.



Books & Journals search terms

Here you can add specific criteria to your search, including title, author, citation and publication date.



After you run a search, you can review your results in a graphical view called the Search Term Map. You can do this across all search results – whether or not it's an advanced search. Sometimes, with a detailed search, it's helpful to look at the Search Tree associated with your Search Term Map. Here's

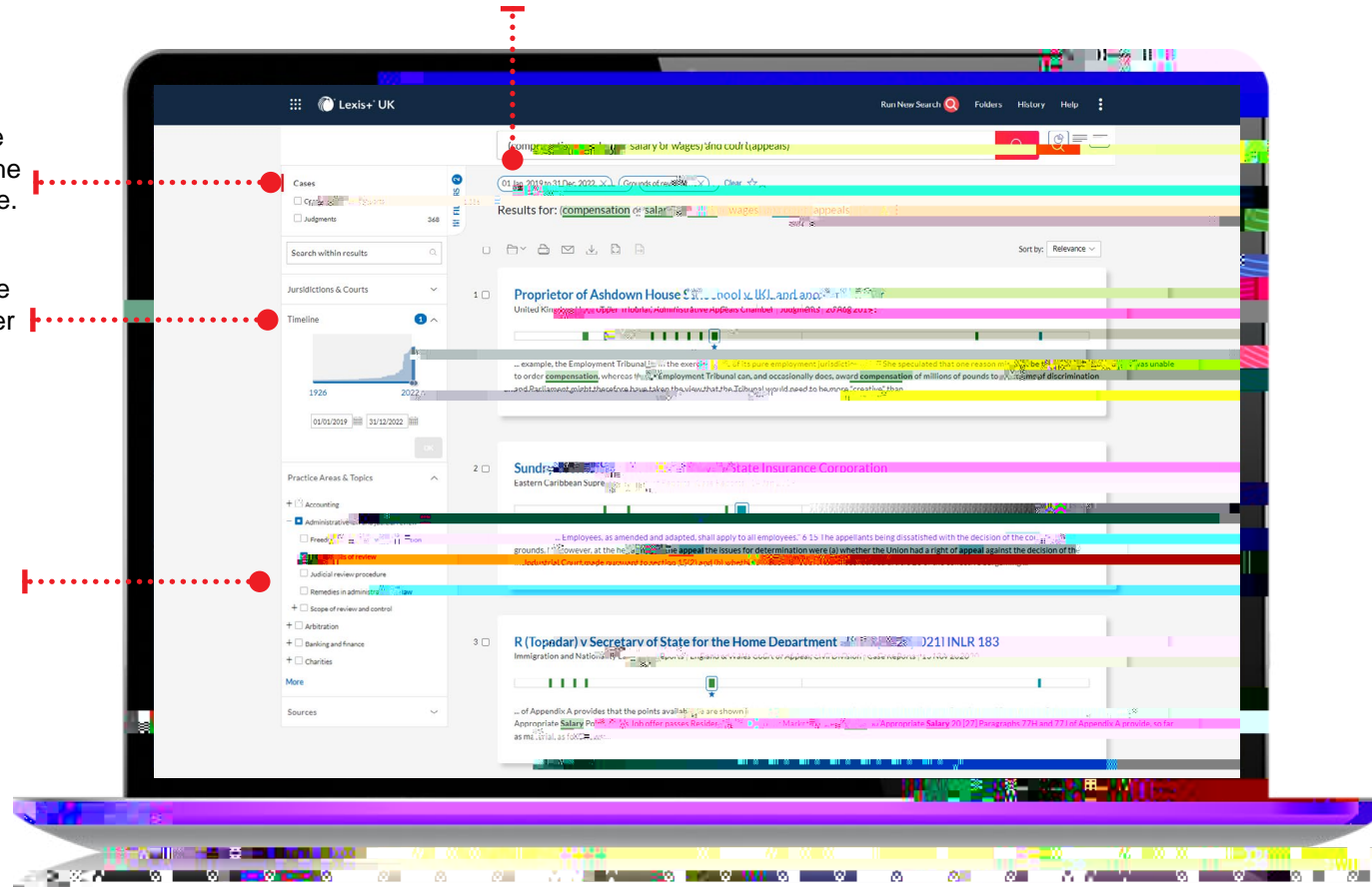
After running a search on Lexis+, you can choose to further narrow your results by using the filters on the left-hand side of your results. Depending on the content type used in your initial search, you will see the available filter options to refine your results. Simply select a filter to reveal more detailed choices below.

Applied filters

View all the filters you've applied here and remove them as necessary without re-running the search.

Filter by content type
When you search across everything, all the content types available will appear here.

Timeline
Filter by date to search over



Visit the Law Student Hub



Legal Research advanced certification guide